



Erfgoedmonitor 2022

Facts & figures about Dutch heritage in 2022



Listed buildings

Total **61,775 a.o.**



31,577 Dwellings

7,466 Farms

5,532 Castles, manors and parks



Maintenance subsidy for listed buildings (dwellings)

Total granted **€ 46,595,907**




Maintenance subsidy for listed buildings (non-dwellings)

Total granted **€ 68,338,219 a.o.**

€ 28,378,002 Religious buildings

€ 13,348,301 Castles, manors and parks

€ 6,585,862 Farms, mills and commerce



Conservation areas

Total **472 most in**

20 Súdwest-Fryslân

15 The Hague

13 Eemsdelta



Museums (2021) Total **629** by category



405 History

122 Art

65 Business & technology

28 Natural history

9 Ethnology



Requests for restitution WWII

Total 2018-2022 **18** of which

13 Granted

5 Declined



Intangible heritage

Total **200** on the inventory list, *new a.o.*

Funfair culture Weert

Bracket ball

Indonesian rice table



Dutch heritage with an European Heritage Label

Total **4**

Peace Palace The Hague

Colonies of Benevolence

Camp Westerbork

Treaty of Maastricht



Archaeological research

Total **5,481** by type


3,331 Archaeological watching briefs

1,520 Office-based research

468 Preliminary research

153 Excavations

9 Underwater



National archaeological monuments

Total **1,466** most in

295 Gelderland

215 Groningen

197 Friesland



Depots for archaeological finds (2021)

Total **38** of which

27 Municipal

10 Provincial

1 National depot for ship archaeology



The Dutch Cultural Heritage Agency presents facts and figures regarding Dutch heritage.

This overview represents just a small selection of all the available data.

For more facts and figures:
erfgoedmonitor.cultureelerfgoed.nl